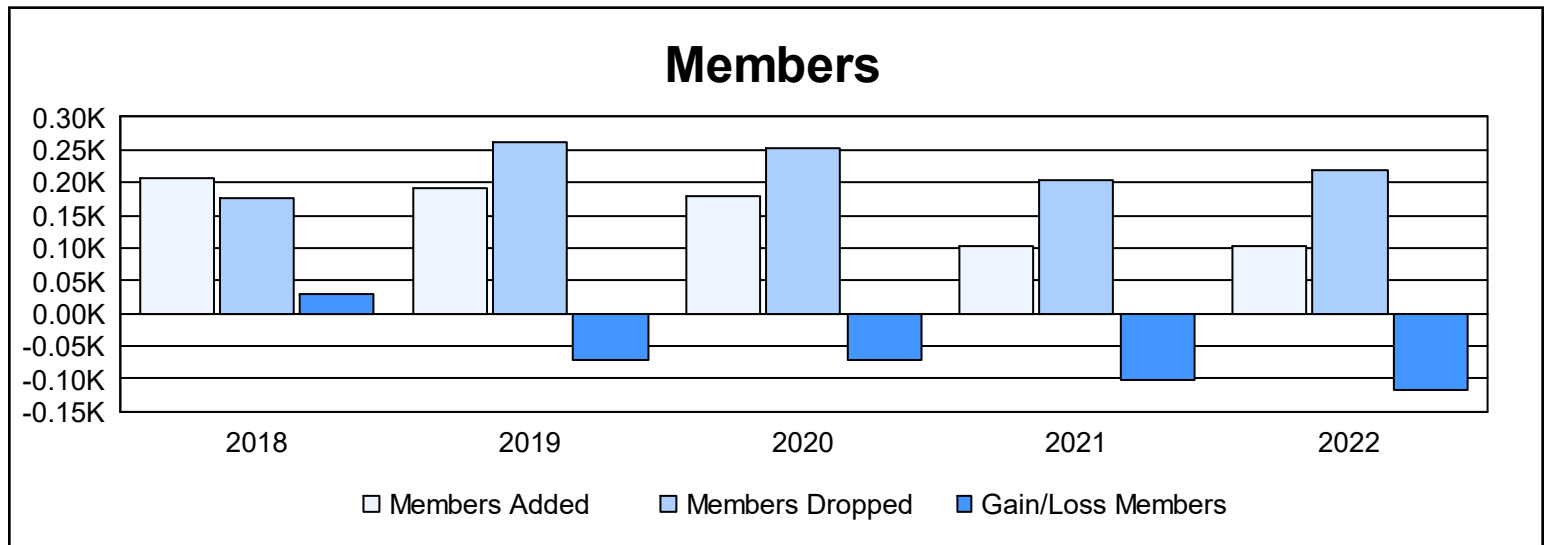
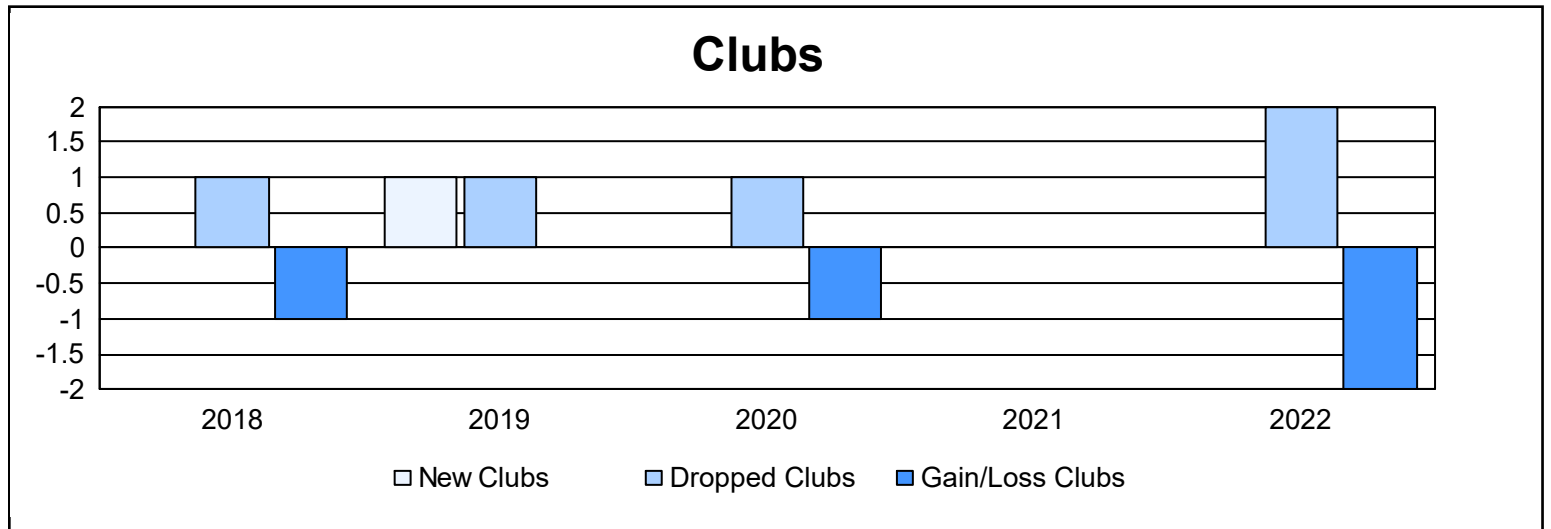
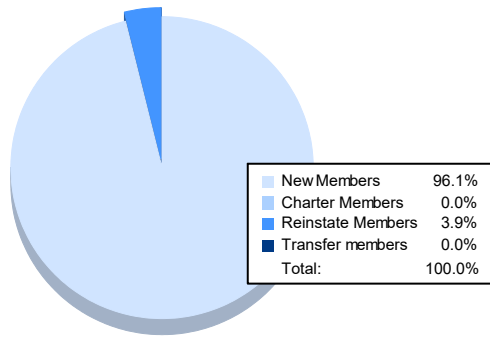


Year	New Clubs	Dropped Clubs	Gain/ Loss Clubs	New Members	Charter Members	Reinstate Members	Transfer Members	Total Member Added	Total Members Dropped	Gain/ Loss Members
2017-2018	0	1	-1	201	0	7	0	208	177	31
2018-2019	1	1	0	166	21	3	0	190	261	-71
2019-2020	0	1	-1	170	0	4	6	180	251	-71
2020-2021	0	0	0	94	1	3	5	103	204	-101
2021-2022	0	2	-2	98	0	4	0	102	219	-117
<b>Average</b>	<b>0</b>	<b>1</b>	<b>-1</b>	<b>146</b>	<b>4</b>	<b>4</b>	<b>2</b>	<b>157</b>	<b>222</b>	<b>-66</b>



### Membership Composition June 2022 Cumulative



### Gender Composition June 2022 Cumulative

